

TEN TIPS FOR THE PERFECT PORTFOLIO



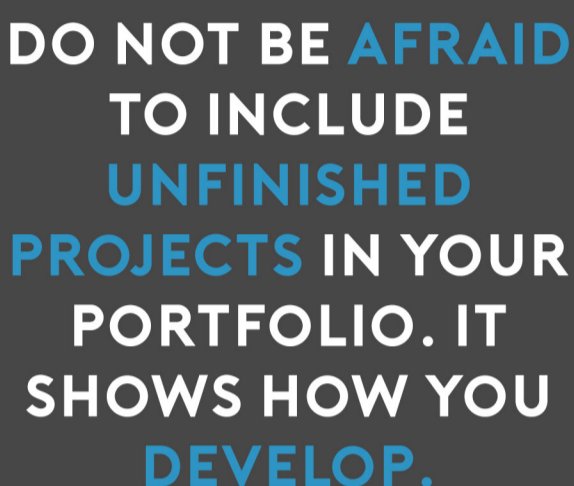
INTERVIEWS
COME AROUND
QUICKLY, SO
WORK ON YOUR
PORTFOLIO AT
THE EARLIEST
OPPORTUNITY TO
AVOID A LAST
MINUTE RUSH.



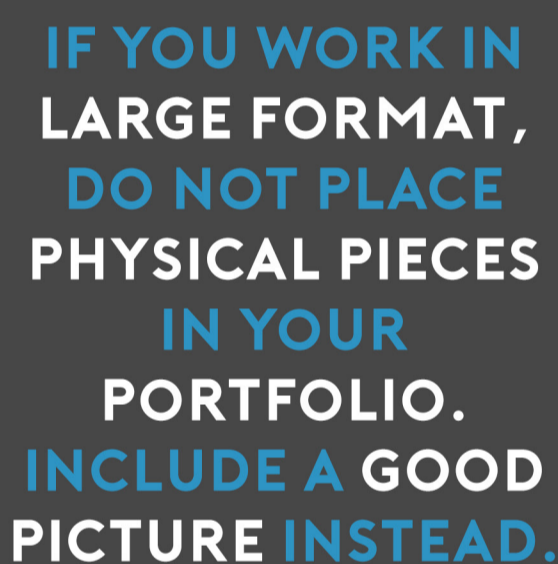
IT IS A GOOD IDEA
TO PUT YOUR BEST
WORK AT THE
BEGINNING AND
END OF YOUR
PORTFOLIO TO
GIVE A LASTING
IMPRESSION.



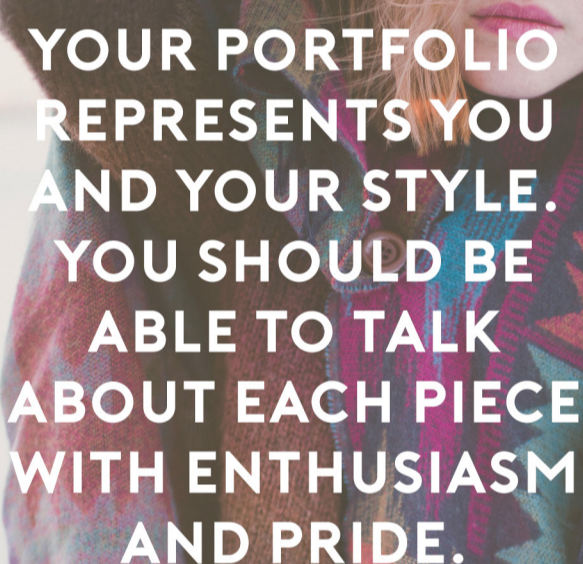
NO MATTER WHAT
CREATIVE COURSE
YOU ARE APPLYING
FOR, INCLUDE A
BROAD RANGE OF
WORK TO SHOW
OFF YOUR SKILLS.



DO NOT BE AFRAID
TO INCLUDE
UNFINISHED
PROJECTS IN YOUR
PORTFOLIO. IT
SHOWS HOW YOU
DEVELOP.



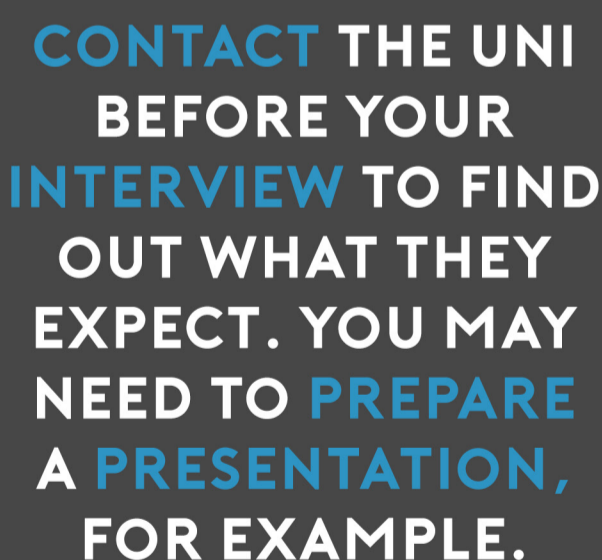
IF YOU WORK IN
LARGE FORMAT,
DO NOT PLACE
PHYSICAL PIECES
IN YOUR
PORTFOLIO.
INCLUDE A GOOD
PICTURE INSTEAD.



YOUR PORTFOLIO
REPRESENTS YOU
AND YOUR STYLE.
YOU SHOULD BE
ABLE TO TALK
ABOUT EACH PIECE
WITH ENTHUSIASM
AND PRIDE.



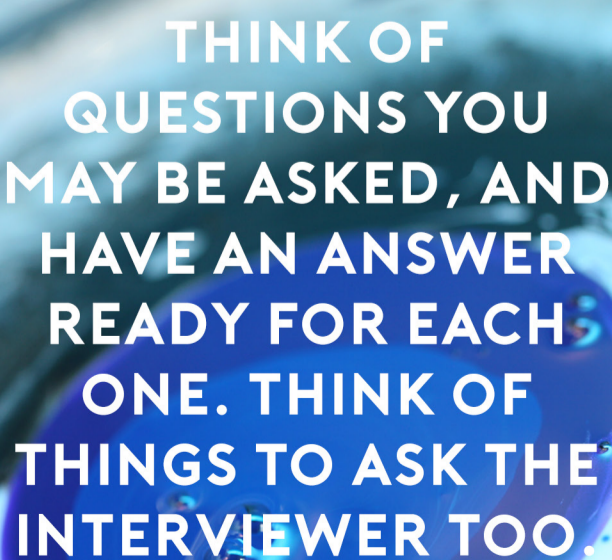
USE THE WORK
YOU HAVE
PRODUCED
DURING YOUR
STUDIES, BUT ADD
PERSONAL
PROJECTS TO YOUR
PORTFOLIO TOO.



CONTACT THE UNI
BEFORE YOUR
INTERVIEW TO FIND
OUT WHAT THEY
EXPECT. YOU MAY
NEED TO PREPARE
A PRESENTATION,
FOR EXAMPLE.



GIVE YOURSELF
SOME ALONE TIME
BEFORE YOUR
INTERVIEW.
ARRIVE EARLY
AND LOOK OVER
YOUR PORTFOLIO
ONE LAST TIME.



THINK OF
QUESTIONS YOU
MAY BE ASKED, AND
HAVE AN ANSWER
READY FOR EACH
ONE. THINK OF
THINGS TO ASK THE
INTERVIEWER TOO.