




Faculty of Engineering and Environment

Department of Mathematics and Information Sciences



BSc (Hons) Business Information Systems

PROGRAMME HANDBOOK

2015-2016

Contents

1	Welcome from the Programme Leader	3
2	About this handbook.....	3
3	Who's Who and Communication?	4
3.1	Who to go to for help.....	4
	Faculty Support	4
	Programme Leader: Riona Scott	4
	Year Tutors.....	4
	Programme Administrator	5
	Module Tutor	5
	Student Representatives	5
	External Examiners	5
3.2	Communication.....	6
	Contacting Your Programme Leader and Other Academic Staff	6
	Email.....	6
	eLearning Portal	6
	Plasma Screens.....	6
	Post	6
4	Programme Information for BSc (Hons) Business Information Systems	7
4.1	Programme Aims.....	7
4.2	Programme Learning Outcomes	7
4.3	Programme Structure	8
4.4	Learning, Teaching and Assessment Strategy	10
4.5	Regulations, Attendance and Behaviour	10
4.6	Programme Re-design and Re-validation	11
4.7	Student Feedback	11
5	Programme Assessment	12
5.1	Assessment Schedule.....	12
5.2	Assessment Submission	12
5.3	Academic Misconduct.....	12
6	Resources and Laboratories.....	12
7	The Placement	13
7.1	Work Experience/Industrial Placements	13
7.2	Do I have to do a Placement?	13
8	Final Year Undergraduate Project.....	13
8.1	Project Preparation	13
8.2	Project Guidelines	13
8.3	Project Supervision	13
9	iSchool @ Northumbria	14

1 Welcome from the Programme Leader

Welcome to the BSc (Hons) Business Information Systems degree here at Northumbria University. I hope you enjoy your time with us and take every opportunity to enjoy the experience and get the very best degree you can.

Riona Scott

2 About this handbook

This handbook is designed to provide a guide to your programme of study at Northumbria. It should be read alongside the University and Faculty Student Handbooks and websites which contain more general information about being a student at Northumbria within the Information Sciences subject area. Although much of the material contained within these handbooks may seem overwhelming in your first few days and weeks at University, please keep them safe as the information in them will become more relevant later.

This handbook covers information on all years of study. It does not provide all of the information that you will need although it attempts to tell you where to find most of that information. The latest version of much of the further information that you need is to be found in a comprehensive and definitive form on the Northumbria website (<http://northumbria.ac.uk>). University guides are available by clicking on 'Student Hub' on the University home page or through "My Northumbria". An electronic or "soft" version of this handbook will be available on the BIS Programme Blackboard (eLP) site.

3 Who's Who and Communication?

3.1 Who to go to for help

You will meet a broad range of academic, administrative and technical staff throughout your studies. The majority of staff will be drawn from the various subject areas within the Faculty. However, we also draw upon subject specialism outside the Faculty and external consultants, industrialists and advisors.

Staff from the Faculty and from the wider university such as Academic Services (including Student Support and Wellbeing, and the University Library), and IT Services are here to help you get the most out of your Programme. In this section, we introduce you to some of the key people who will support you.

These are explained in more detail in the Faculty and University Handbooks

Faculty Support

The Student Support Team is available to assist all students requiring information and/or advice. The team is located in B201 Ellison Building.

We are open:

- Monday – Thursday 8.30 – 17.00 hours, Friday 8.30 – 16.30 hours.
- Email: ee.studentsupport@northumbria.ac.uk
- Telephone: 0191 227 4722

This is a dedicated point of help for students. It should be your first point of contact for all queries.

Programme Leader: Riona Scott

Office Location: Pandon Building, room PB032

Email: riona.scott@northumbria.ac.uk

Telephone: 0191 227 4964

Office Hours: Monday - Thursday 9.00am – 5.00pm

Your Programme Leader is the academic leader for your Programme and is responsible for managing the Programme on a day to day basis, working with other Faculty and University staff – academic, administrative and technical – as needed. Your Programme Leader is committed to helping you get the most out of the Programme and, where relevant, will liaise with your Module Tutors and other relevant staff to make sure that they are aware of your needs and of how you are doing.

Year Tutors

Additional support is provided for each year of the BIS Programme:

Year One Tutor:	Jackie Adamson	Office location	PB032
		Email:	jackie.adamson@northumbria.ac.uk
Year Two Tutor:	Steve Ball	Office location:	PB038
		Email:	steve.ball@northumbria.ac.uk
Final Year Tutor:	Ed Hyatt	Office location:	PB031
		Email:	ed.hyatt@northumbria.ac.uk

Personal Tutor

You will be allocated a member of the academic staff as a personal tutor. You will be expected to meet formally with this tutor at least once during each semester but they will be available at other times as required. Under normal circumstances you should keep the same personal tutor during your whole time on the degree.

Programme Administrator

Your Programme Administrator holds all the key information regarding your programme. This is the person who manages such processes as enrolment, option choice, day to day correspondence, confirmation of attendance letters, marks entry, etc. They can be contacted via the Faculty Office, PB007.

The Programme Administrators for the BSc (Honours) Business Information Systems programme are:

Senior Administrator	Emma Hansom	
	Office location:	PB007
	Email:	emma.hansom@northumbria.ac.uk
	Telephone:	227 3384
Administrator	Lisa Smith	
	Office Location:	PB007
	Email	lisa.smith@northumbria.ac.uk
	Telephone:	227 3699

Module Tutor

For each module of study, you will have a designated Module Tutor. The Module Tutor is responsible for the organisation of the module and supporting your learning and assessment on that module. If you have a problem or query about a specific module then you should first discuss this with your **seminar tutor** or the **module tutor**.

Student Representatives

Student representatives (both *Course* and *Faculty* reps) can help you identify the best route to bring your issue to our attention. Course representatives for each year group are elected early in the academic year. If you are interested in being a representative then please talk to the Programme Leader or Year Tutor who can let you know what is involved. Student reps form a vital part of our quality process by providing us with feedback on what could be improved.

External Examiners

As part of the university quality assurance processes, all assessments at levels 5 and 6 are moderated (reviewed) by external examiners. Details of this can be found in the Faculty and University Handbooks.

At present the external examiners covering the ITMB programme are Dr Diana Limburg from Oxford Brooks University and Mr Francis Muir from Liverpool John Moores University.

3.2 Communication

Contacting Your Programme Leader and Other Academic Staff

Academic staff may teach on many modules and programmes. In addition they may have other roles and responsibilities which take them from their office. Thus it is advisable to make an appointment if you wish to see them. You can do this via email or you can just turn up at their office. Occasionally you may be able to have an immediate appointment, but don't be disappointed if you are asked to return at a mutually convenient time. Please contact staff to cancel if you are unable to make the arranged appointment.

Email

Email is used extensively throughout the University and is a very effective method of communication between students and staff. You will be automatically allocated an email address by the University once you have enrolled. Do remember that the Northumbria email address is the one that should be used when contacting University and Faculty staff. It is also the one that is used by staff to make contact with you, so do make sure that you check it regularly, particularly if you also use a personal email account. If your mailbox exceeds its allowed size you may miss an important email. Please be aware that staff may not reply to your email immediately due to their other duties and activities.

You are expected to be able to use e-mail and other communication methods in a professional way and you should work to develop and practice this. Further guidance is contained on the Faculty handbook.

eLearning Portal

The eLearning Portal (eLP or 'Blackboard') is a very important resource for students. You will find specific information related to the modules you are taking, such as copies of lecture and seminar handouts, assignment briefings, instructions, and announcements. You will be shown how to access the eLP in Induction week. For example, your Year Tutor may use the eLP to pass on information concerning programme matters.

There is also a "module" - [Engineering and Environment Student Support organisation \(EAE0003\)](#) which acts as an electronic notice board for a wide range of information that students need during the academic year and a separate community for placement information. It is therefore important that you check the eLP regularly for new announcements and new material.

Plasma Screens

The Faculty owns a number of plasma screens in Pandon and Ellison Building. These are also used to display announcements, events and opportunities such as visits from potential placement providers.

Post

There are occasions when we will need to send you documents. If your term time or permanent addresses change then please make sure you inform the Faculty office.

PLEASE NOTE: *IT IS REALLY IMPORTANT THAT IF YOU HAVE AN ISSUE YOU CONTACT US AS SOON AS POSSIBLE – WE ARE HERE TO HELP*

4 Programme Information for BSc (Hons) Business Information Systems

Here you will find specific information on your programme of study. There is a national requirement that all University programmes of study have a publicly available Programme Specification and this section is based on that programme specification. The full and definitive version of the programme specification can be found at <http://www.northumbria.ac.uk/programmespecs/>

4.1 Programme Aims

The primary aims of this programme are to produce graduates who have a solid base of management tools, ICT skills, practical experience of IS development, the ability to plan and manage projects, can understand and manage the limitations organisations can bring to IS/ICT deployment, appreciate the importance of IS/ICT in an organisational context, be able to strategically align IS/ICT with business strategy, effectively work in a team, effectively manage a team, solve problems, professionally present ideas and can clearly identify the interrelationships between IS/ICT and organisations.

4.2 Programme Learning Outcomes

a) Knowledge and Understanding

On completion of the programme the students will be able to demonstrate knowledge and understanding of the following:

- Information Communication Technology and Systems, their inter-relation and impact on the business environment
- Information Systems, their analysis, design, development and implementation including appropriate methodologies
- Business Organisation, Structure, Functions and Environment
- Management Processes and Theories
- Management Information Systems at all Levels
- Underlying structure of Information Systems
- Financial Information and Statistical tools for Analysis
- Professional, ethical, legal and social issues relating to BS&IT
- Finance / HR / Knowledge management / Change management
- The appraisal, development and implementation of Information Technology for business benefit.
- Contemporary and persuasive issues (e.g. Outsourcing, CRM, e-commerce)
- The relationship between business and information systems strategy
- Managing technology driven initiatives

b) Intellectual Skills

- Effective Problem Solving and Decision Making
- Cognitive skills – critical thinking, analysis and synthesis
- Effective communication (Listening / talking / writing) at levels appropriate to the audience
- Research skills
- Demonstrate and exercise independence of mind and thought
- Demonstrate logical and methodical approach to problems and situations
- The ability to discuss and critically evaluate topics

c) Practical Skills

- Use of appropriate software (e.g. MS Office, Financial Analysis Tools)
- Analyse business needs to identify the preferred ICT/IS solution
- Application design and programming
- Analyse, design, build and test software solutions for business
- Use a range of tools, techniques, knowledge and technologies in the development of business applications
- Use appropriate technologies and tools to support effective management of the development, implementation operation of Business Systems and related technologies

d) Transferable/Key Skills

- Communicate information, ideas problem and their solution, in both written and oral form
- Manage their time and resources efficiently
- Work effectively both individually and as a member of a team
- Exercise initiative and personal responsibility
- Learn independently using a diverse range of resources
- Evaluate and criticise their own learning experience
- Learning how to learn
- Self awareness, diversity and culture
- Professionalism

4.3 Programme Structure

BSc Business Information Systems Programme Structure Diagram

Level 4 (Year 1)					
IS0487 Introduction to Software Development (20 credits)	IS0472 Skills for the Information Systems Professional (20 credits)	IS0492 Principles of Business Information Systems (20 credits)	IS0489 The Business Environment, Organizations and MIS (20 credits)	IS0491 Managing IT Projects for Business (20 credits)	CM0429 Introduction To Database Design and Development. (20 credits)
Level 5 (Year 2)					
IS0524 Integrated Enterprise Systems (20 credits)	IS0523 Personal Professional Development Planning for IT/IS Professionals (20 credits)	IS0514 Business Systems Development Tools and Techniques (20 credits)	IS0503 Integrative Consultancy Project (20 credits)	IS0525 Entrepreneurship and Creativity (20 credits)	Option (20 credits)
Industrial Placement (Full Year)					

Level 6 (Year 3/4)					
IS0608 Undergraduate Project in Business Information Systems (40 credits)	IS0626 Business Intelligence (20 credits)	IS0622 Information Systems, Strategy and Organisation (20 credits)	IS0627 Training and Change Management (20 credits)	Option (20 credits)	

Options - Please note not all are guaranteed to run in any year

Level 5 (Year 2)

Code	Name	Size	
ML***	UNILANG	20	YL
TE0559	Student Tutoring	20	YL
IS0517	Enterprise IT Project Management	20	YL
CM0564	Music, Business and Digital Technology	20	YL
IS0516	Application Design and Development	20	YL

Level 6 (Final year)

Code	Name	Size	
ML***	UNILANG	20	YL
TE0674	Student Tutoring Level 6	20	YL
IS0621	System Thinking and Organisational Learning	20	YL
IS0625	Business Strategies and Digital Technologies within the Music Industry	20	YL
IS0605	Organisations in the Information Age	20	YL
IS0628	E-Business	20	YL
IS0619	Graduate Enterprise	20	YL

4.4 Learning, Teaching and Assessment Strategy

At all Levels much of the LEARNING and TEACHING take place via lectures supported by small-group seminars and/or IT workshop sessions. Seminar time is used across all levels for problem-solving, reinforcement of concepts, principles and techniques and for discussion of ideas and issues. Lecturers are free to adopt teaching styles to suit the material delivered, and their own personalities and abilities, but IT, in particular the Internet and intranet (Blackboard/eLP), will be used extensively to support lectures, seminars, workshops and independent learning. In addition a great deal of emphasis will be placed on students to work outside the timetabled hours, both in terms of directed and independent learning – it is recognised that for this to occur the students will need significant guidance and the necessary skills to undertake ‘self learning’.

Workshops are critical for the development of practical skills, such as programming, multimedia development and database design. Increasingly complex and varied development problems will be introduced in workshop sessions both for learning and applying practical skills and for formative assessment.

Concepts, issues, techniques, tools and technologies are discussed, reinforced and extended through seminar activity. Increasingly over the levels, students are encouraged to become (self-) critical, reflective, and creative. Seminars and workshop sessions are key vehicles for developing these skills and providing opportunities for their use.

At levels 5 (Year 2) and 6 (Year 3/4) seminars and workshop sessions involve increasingly more open-ended and complex problem domains. Students are expected to select and apply a range of different solutions to problems that they, themselves, will need to recognise and define from the given domain. Case studies and individual and group project activity will be used to develop these higher order skills with students increasingly working independently of staff.

Integration of the knowledge and skills developed on the course is both achieved through the taught modules themselves and through the integrative consultancy project module at level 5 and the dissertation project at level 6. These projects also provide a key focus for application of students' intellectual skills, developed in preceding and parallel modules. The industrial placement in year 3, will help to integrate, reinforce and develop further many of the skills and much of the knowledge introduced at levels 4 (Year 1) and 5 (Year 2), as well as bringing real context to the modules studied at level 6 (Final Year).

At all Levels ASSESSMENT of a module includes a blend of summative and formative elements. A key goal of the Faculty is to avoid overloading student summative assessment. To that end, each learning outcome on a module is only summatively assessed once where possible. The form of summative assessment, and weightings, is specified by the Module Tutor, appropriate to the particular module, and may comprise coursework and/or examination.

4.5 Regulations, Attendance and Behaviour

The Faculty handbook includes information on University Regulations, Attendance expectations and monitoring which are not repeated here. *Please read the Faculty and University handbooks carefully.*

These handbooks also include acceptable behaviour guidelines for classes and social networking sites and other online forums. These have been developed with full cooperation of the Student's Union).

4.6 Programme Re-design and Re-validation

During 2015/16 all programmes at Northumbria are being reviewed and refocussed. From your point of view this is an administrative exercise that will not change what you do. However, you may be asked for your views and feedback as part of the input into this process

4.7 Student Feedback

Student Representatives are elected early in the Academic year. Being a Student Representative is a responsible task and one that is important, not only to help the University operate effectively, but also to make sure that you and your fellow students are getting the best experience possible whilst at Northumbria. The students in your Year Group elect the Student Representatives for the coming academic year. The Reps' commitment will be to gather 'issues and ideas' from fellow students and feed these back each semester at Programme Committee Meetings with the Programme Management Team. The results of such discussion between the Reps and programme team may then be actioned as appropriate, and results fed back via published minutes and through the Reps.

The main role of the Student Rep is to represent the students in the Faculty on programme related matters at the programme committees, however their role need not be limited to participation in programme committees, nor need they wait for the committee to meet to act on any issues affecting the student body. They can represent students at various meetings in the Students Union, including the Student Council as well as the Annual General Meeting. . Support and training for this role is given.

For more details see mysu.northumbria.ac.uk/adviceandrepresentation/academic_reps.

In addition to this we are always looking for student helpers for various marketing activities like open days. Some of these opportunities are paid. Many students have found participating in these activities enjoyable, interesting and beneficial. See the programme leader for more information.

5 Programme Assessment

5.1 Assessment Schedule

The assessment schedule for individual modules will be determined by the Module Tutors. The individual assessment weightings and details of In Course Assessment/Assignment handout dates and submission dates will be specified in the Module Guides which will be made available at the start of Semester 1. Examinations will normally take place during the examination weeks at the end of Semester 2.

Detailed guidance on assessment regulations are given on the Faculty handbook, University handbook and on the university website. You must attempt and submit every component of assessment.

The Assessment Schedules for Levels 4 (Year 1), 5 (Year 2) and 6 (Final Year) will be made available electronically on the BIS Blackboard site at the start of the academic year.

5.2 Assessment Submission

Each assignment should clearly state the method and requirements for its submission. It is important that you read these when the assignment is issued and plan accordingly. You must follow the instructions given. If you feel that they are unclear then ask the module team early.

The regulations and procedures for assessment submission are included in the Faculty handbook. You should read them carefully. In summary, if you fail to follow instructions and submit by the required deadline, without approval granted in advance, then you will receive zero for that piece of work and, at best, will have to do additional work over the summer to make it up.

5.3 Academic Misconduct

Plagiarism, cheating, collusion, ghosting and other forms of unfair advantage will be classed as academic misconduct and are liable to result in disciplinary action according to the University Regulations contained in the Assessment Regulations for Northumbria Awards(ARNA), which can be found at: <https://www.northumbria.ac.uk/static/5007/arpdf/arna>

6 Resources and Laboratories

The Faculty of Engineering and Environment is housed in Pandon Building and Ellison Building and most of your classes will take place in these buildings. Computing laboratories abound – some are open to all University students, such as those in the Library or Pandon Basement.

7 The Placement

7.1 Work Experience/Industrial Placements

This programme is a 'thick sandwich' type, therefore contains a placement of supervised work experience in the third year, which usually lasts 48 weeks. During the placement you will be an employee of the host organisation and will normally be paid a salary.

You will be expected to take an active role in finding a suitable placement with the help and support of the Placement Staff in the Faculty.

The placement has the following broad aims:

- To educate and train the student through the joint interest, and close partnership, of the University and the Employer;
- To reflect the general philosophy of the programme by providing the student with an opportunity to experience Business Information Systems practices within the business context;
- To expose the student to limitations and problems in applying academic theory in pragmatic situations and to encourage a critical appraisal of the generality of theory;
- To set the student's development into a real world context;
- To expose the student to new and varied business and technological environments;
- To help to clarify the student's career aspirations.

7.2 Do I have to do a Placement?

All students on this programme are expected to undertake a placement, as a requisite part of their course. Students who find they are having problems finding a placement should make an appointment to see one of the Placement Officers.

8 Final Year Undergraduate Project

8.1 Project Preparation

A research methods and project orientation course will be provided in Semester 1 as part of the Undergraduate Project module, IS0608.

8.2 Project Guidelines

As with any work submitted for assessment, your Project should be appropriately referenced. You should use the Harvard System of referencing.

Detailed help with referencing is provided by:

Pears, R. & Shields, G. (latest edition) *Cite them right: The essential referencing guide*. London: Palgrave Macmillan.

This is available for purchase or free online via the University's Library page.

8.3 Project Supervision

You should hand in your completed Project Proposal Form as directed by the Undergraduate Project Module Tutor and according to the Project Guidelines. Students who submit their proposals late will find that allocation of their supervisors may be delayed. Likewise, where proposals are submitted only partially, or inaccurately completed, the appointment of a supervisor may be delayed.

Once you have been allocated a project supervisor, it is your responsibility to contact them and arrange an appointment. **Note: it is not the responsibility of the supervisor to chase you.** Although

your project supervisor is responsible for supervising the process of your project, they are not responsible for providing you with detailed guidelines on the content, as this is your responsibility. Submission of your undergraduate project is normally around Weeks 10-12 in Semester Two. It is important, therefore, that you manage your time very carefully, and see your supervisor regularly, if you hope to produce a good piece of work.

In general, you can expect to receive around 4 hours of tutorial, spread appropriately throughout the year. However, you cannot expect your supervisor to spend a large amount of time in the latter part of the semester, or to be available during holiday periods.

Please note: the undergraduate project is worth 40 credits, therefore makes up one third of your final year marks. Do not underestimate its importance in determining your final degree classification.

9 iSchool @ Northumbria

In 2013, the Information Sciences' application to become an iSchool was accepted and we are now one of 5 UK universities and more than 40 worldwide to join this prestigious organisation, dedicated to advancing the information field in the 21st Century. As an iSchool, we aim to promote and develop interest and expertise in the information field, creating innovative systems and designing information solutions that benefit individuals, organisations and society.

Visit (<http://www.northumbria.ac.uk/ischool>) and <http://ischools.org/> to find out more about iSchool@Northumbria

Northumbria Students' Union (NSU) is here to make sure you have the best experience possible. NSU is one of the largest and most exciting Unions in the country and that's all because of YOU. We represent you, the student, on all levels, on the issues students are concerned about; receiving a great academic experience, being very employable when you graduate, being safe on campus and in the city and having a fantastic time while a student.

NSU is run by students for students. You can have your say in what NSU does and how it is run, by contacting your Sabbatical Officers or by coming along to Student Council

MEMBERSHIP: As a student of Northumbria University you are automatically a member of the Students' Union. We also sell NUS Extra Card from the Students' Union at both Coach Lane and City Campus giving you discounts in shops and online, but you don't need one to use any of our services.

DIVERSE: Your Students' Union is a place which brings together students from all walks of life, all parts of the country and the world and many different cultures. NSU provides lots of opportunities for you to Get Involved, make lasting friendships, increase employability and have FUN!

INDEPENDENT: NSU is independent of the University, with its own staff, services and decision-making structure. Run by students for students, providing the best services and opportunities for students we push for change from the University to deliver for students. Find out more at our You Said, SU Did page. If you need advice about academic appeals or other issues, we can help. Check out the Advice Page.

VALUE: Your NSU offers the best value for money, and everything you spend goes straight back into the Students' Union to fund all the activities that we run for you.

If you would like more information check out the website www.mynsu.co.uk or come and see us at our offices in City, Coach Lane and London.

The libraries at City Campus and Coach Lane provide access to a wide range of print and electronic resources including over half a million print books, over 700,000 eBooks and more than 50,000 electronic journals. More details can be found on the University Library website:

<http://library.northumbria.ac.uk/home>

City Campus Library (number 14 on City Campus map) is housed near the Student Union building (number 30 on City Campus map).

Coach Lane Library is situated on the East Side of the Campus, in F Block (number 16 on Coach Lane Campus map).

City Campus library is open 24/7 during term time and from 9am to midnight during vacation times. Coach Lane library is open 7am until midnight (Monday to Friday), 9am until midnight (Saturday and Sunday). Opening hours are prominently displayed in the foyers of the library buildings, any changes are advertised on the Library website and on social media. Opening hours vary during bank holidays and are subject to change, so please check before you travel.

You will need to keep your smartcard with you to gain access to and leave the libraries. Your Smartcard is a universal card which not only gives access to the Libraries and other University buildings, but it also allows you to print, copy, scan, borrow books and make cashless payments.

The Library Catalogue can be accessed on and off-campus through the University Library website and the dedicated catalogue computers on each floor of both Libraries. The catalogue can be used to search for books and eBooks located in the University Library. It is quick and easy to use and will give you the information you need to locate the material on the shelves or read online. eBooks can be read on and off-campus, anytime, anywhere. NORA can be used to search for, and retrieve, up-to-date scholarly materials including articles, reports and statistics that are relevant to your studies. You can browse through all the online resources relating to your subject in one place including databases, journals and websites.

Students are entitled to borrow up to 15 items at any one time. Items can be issued using the self-issue machines on the ground floor of City and Coach Lane Libraries. You can renew your library books online through the MyLibrary section of MyNorthumbria or via the Library Catalogue.

Northumbria students can use other libraries such as the Robinson Library at Newcastle University and Newcastle City Library using the SCONUL access scheme. For more information see the Library SCONUL information page: <http://library.northumbria.ac.uk/sconul-holiday>

The Northumbria Skills Programme is a comprehensive skills programme designed to develop the key skills you need to succeed at university and beyond provided by the Library. It runs throughout the year and provides classroom style skills sessions on many topics including academic writing skills, giving accomplished presentations, and referencing your work correctly, as well as regular drop in surgeries. Some sessions are bookable; simply consult the timetable on the Northumbria Skills Programme website: <http://library.northumbria.ac.uk/skillsdev-nsp>

Skills Plus is the Library's collection of online learning materials, with a focus on digital literacy and study skills that can be accessed on and off-campus. Using these resources is an excellent way to develop your skills through a range of online tutorials with quizzes, video demonstrations and printable help guides. <http://nuweb2.northumbria.ac.uk/library/skillsplus/topics.html?l3-0>

If you need help or advice, on or off campus, you can contact Ask4Help. The Ask4Help service provides you with help and support to access a range of University services including Library, Disability Support, Student Finance and Careers. The quickest way to find answers to some of the most popular questions asked by students is to look at Ask4help online. You can also contact us by phone and speak to a member of our dedicated enquiry team or email us your questions.

www.northumbria.ac.uk/ask4help

ask4help@northumbria.ac.uk

0191 227 4646